

1980 MAICO Spare Parts

1980 MAICO

Mega I



Spare Parts

MAICO

1980 SPARE PARTS CATALOGUE

MODEL	: MI		
CHASSIS TYPE	: MC 250/T	Type 346	Engine Type 336
	MC 400/T	Type 347	Engine Type 337
	MC 440/T	Type 348	Engine Type 338

CHASSIS DESCRIPTION:

Magaform frame - longer steering head (195mm) boxed back bone frame - New larger volume airbox - new seat loop - Top shock mounts more laydown shock - Plastic tank - Wide front fender with vent - New side panels - 42mm fork tubes - 310mm travel front and rear - Corte Cosso rear shocks 385mm long - Low handlebar - New brake pedal and foot pegs - Front brake on the left side of the bike - Longer brake lever.

ENGINE DESCRIPTION:

250 Engine with 40mm carburetor - New jetting - Larger volume exhaust and muffler - Shifting mechanism modified - Folding shift lever - Modified inlet and Transfer porting for better power band.


FRAME IDENTIFICATION:

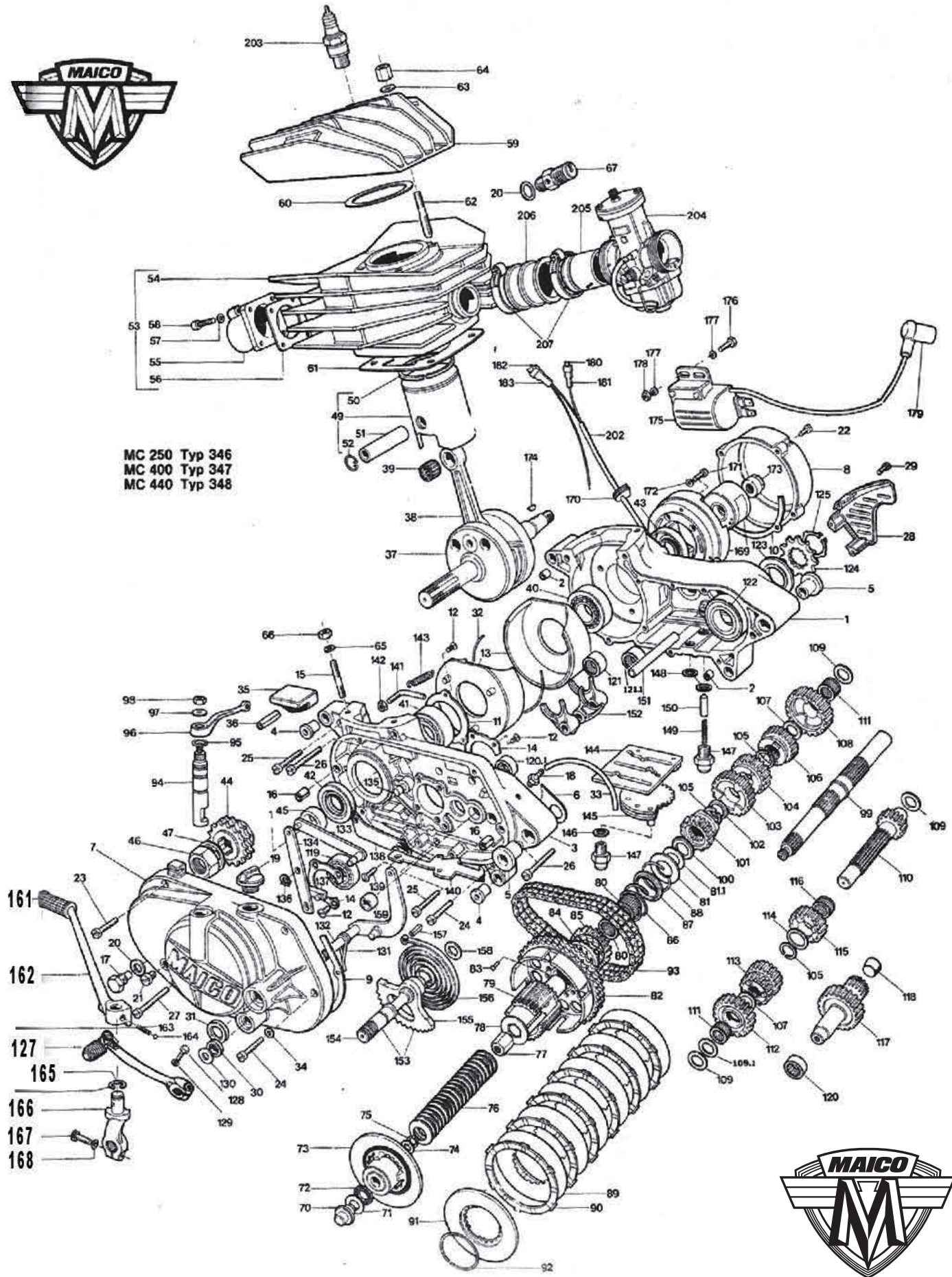
Stamped on the steering head
First 3 numbers: 346 0000

ENGINE IDENTIFICATION:

Stamped on the left side of the engine case
First 3 numbers:
250 * MT336 0000
400 * RT337 0000
440 * RT338 0000

*Transmission Code





Picture No.	Part No.	Description	MC 250	MC 400	MC 440	Picture No.	Part No.	Description	MC 250	MC 400	MC 440				
			346	347	348				346	347	348				
1	1998	Crankcase right hand	1	1	—	2117	Piston ring 3rd oversize 82.45	—	—	1					
	1982	Crankcase right hand	—	—	1	2119	Piston ring 4th oversize 82.60	—	—	1					
2	1997	Internal ring	2	2	2	51	535	Piston pin	1	1	1				
3	1996	Crankcase left hand	1	1	—		537	Piston pin							
	1979	Crankcase left hand	—	—	1	52	536	Circlip	2	2	2				
4	1995	Engine mounting bushes	6	6	6	53	2154	Radial cylinder cpl. MC	1	—	—				
5	1994	Spacer bush for swing arm	2	2	2		2157	Radial cylinder cpl. MC	—	1	—				
6	1993	Crankcase gasket	1	1	1		2161	Radial cylinder cpl. MC	—	—	1				
7	2140	Crankcase cover	1	1	1		5698	Radial cylinder GS cpl.	—	—	—				
8	1991	Ignition cover	1	1	1		5715	Radial cylinder GS cpl.	—	—	—				
9	1990	Crankcase cover gasket, left hand	1	1	1		5725	Radial cylinder GS cpl.	—	—	—				
10	1989	Crankcase cover gasket, right hand	1	1	1		4135	Cylinder part-exchange	1	—	—				
11	1988	Main bearing cover plate	1	1	1		4136	Cylinder part-exchange	—	1	—				
12	1795	Counter sunk screw M5 x 8 DIN 965	11	11	11		4137	Cylinder part-exchange	—	—	1				
13	1987	Crankshaft housing	2	—	—		54	5038	Cylinder liner	1	—	—			
14	1986	MS bearing cover plate	2	2	2		2159	Cylinder liner	—	1	—				
15	1787	Stud screw M8 x 28 DIN 940	4	4	4		2163	Cylinder liner	—	—	1				
16	1831	Tension pin 8 x 10 DIN 7346	2	2	2		55	57 08	Exhaust flange MC	1	1	1			
17	400	Oil drain plug	1	1	1				—	—	—				
18	1985	Breather	1	1	1		56	298	Gasket for exhaust flange	1	1	1			
19	1984	Oil filling plug	1	1	1		57	1704	Spring ring B6 DIN 127	4	4	4			
20	410	Spacer ring	1	2	2		58	1835	Socket screw M6 x 25 DIN 912	4	4	4			
21	1526	Cylinder head screw M8 x 10 DIN 84	1	1	1		59	2156	Cylinder head, Radial	1	—	—			
22	1536	Cylinder head screw M8 x 25 DIN 84	4	4	4			2160	Cylinder head, Radial	—	1	—			
23	1550	Cylinder head screw M6 x 30 DIN 84	3	3	3			2164	Cylinder head, Radial	—	—	1			
24	1538	Cylinder head screw M6 x 35 DIN 84	5	5	5			60	85	Cylinder head gasket	1	—	—		
25	1539	Cylinder head screw M6 x 40 DIN 84	6	6	6			720	Cylinder head gasket	—	1	—			
26	1541	Cylinder head screw M6 x 50 DIN 84	2	2	2			2582	Cylinder head gasket	—	—	1			
27	1542	Cylinder head screw M6 x 55 DIN 84	2	2	2			61	3004	Cylinder base gasket 0,3 thick	1	1	1		
28	1993	Counter sprocket cover	1	1	1			721	Cylinder base gasket 0,5 thick	—	—	—			
29	1533	Cylinder head screw M6 x 18 DIN 84	3	3	3			2237	Cylinder base gasket 0,7 thick	—	—	—			
30	1865	Sealing ring AS 12 x 22 x 7 DIN 3760	1	1	1			62	2967	Cylinder head stud	5	—	—		
31	1866	Sealing ring A 18 x 28 x 7	1	1	1			2968	Cylinder head stud	—	5	5			
32	1313	String rubber	X	—	—			1734	Washer B6,4 DIN 125	5	5	5			
33	263	Breather tube	X	X	X			64	78	Hexagon nut	5	5	5		
34	407	Flat washer A6 x 10 DIN 7503	2	2	2			65	1714	Spring washer B8 DIN 137	4	4	4		
35	2133	Sliding piece	1	1	1			66	1670	Hexagon nut M8 DIN 934	4	4	4		
36	1835	Tension pin 8 x 36 DIN 1481	1	1	1			67	517	Decompressions valve cpl.	—	1	1		
37	3225	Crankshaft cpl.	1	—	—			70	2889	Push pin	1	1	1		
	3258	Crankshaft cpl.	—	1	1			71	1096	Bearing plate	1	1	1		
	4131	Crankshaft part-exchange	1	—	—			72	1084	Needle cage	1	1	1		
	4132	Crankshaft part-exchange	—	1	1			73	5718	Guide for clutch disc	1	1	1		
38	4163	Connecting rod cpl.	1	—	—			74	2890	Washer 10,1 x 18,2 x 0,6	1	1	1		
	4162	Connecting rod cpl.	—	1	1			75	1842	Securing ring	1	1	1		
39	424	Needle bearing red 0-2	—	—	—			76	449	Cup spring	18	18	18		
		Needle bearing blue 2-4	1	1	1			77	448	Guide nut	1	1	1		
		Needle bearing white 4-6	1	1	1			78	447	Lock plate for guide nut	1	1	1		
40	426	Roller bearing NU 305 C3 DIN 5412	1	1	1			79	2580	Clutch body	1	1	1		
41	693	Ball bearing 3305 C3 DIN 628	1	1	1			80	736	Needle cage	2	2	2		
42	547	Sealing ring	1	1	1			81	444	Thrust washer	1	1	1		
43	3469	Sealing ring	1	1	1			81,1	1884	Spacer washer 17 x 25 x 0,2	—	—	—		
44	3220	Duplex-sprocket	1	—	—				3432	Spacer washer 17 x 25 x 0,3	—	—	—		
	714	Triplex sprocket	—	1	1			82	5590	Clutch housing with kickstarter ratchet wheel	—	—	—		
45	713	Spacer	—	1	1				5594	Clutch housing with kickstarter ratchet wheel	1	1	1		
46	3240	Guide nut on crankshaft	1	1	1			83	1906	Oval head rivet	8	8	8		
47	3254	Securing plate	1	1	1			84	729	Kickstarter ratchet wheel	1	1	1		
48	862	Washer 0,2 thick	—	—	—			85	730	Kickstarter pinion	1	1	1		
	3111	Washer 0,3 thick	—	—	—			86	731	Ratchet spring	1	1	1		
49	522	Piston std. 86,95	1	—	—			87	5592	Spring cup	1	1	1		
	2059	Piston 1st oversize 87,10	1	—	—			88	55 93	Spring ring	1	1	1		
	2060	Piston 2nd oversize 87,25	1	—	—			89	3390	Inner disc	6	6	6		
	2061	Piston 3rd oversize 87,40	1	—	—			90	3396	Clutch disc	6	6	6		
	532	Piston std. 76,93	—	1	—			91	5721	Terminal disc	1	1	1		
	2069	Piston 1st oversize 77,08	—	1	—			92	461	Circlip	1	1	1		
	2070	Piston 2nd oversize 77,23	—	1	—			93	2899	Duplex-chain	1	—	—		
	2071	Piston 3rd oversize 77,38	—	1	—				2947	Triplex chain	—	1	1		
	2072	Piston 4th oversize 77,53	—	1	—				462	Clutch spindle	1	1	1		
2110	2110	Piston std. 81,92	—	—	1				464	Sealing ring for clutch spindle	1	1	1		
2112	2112	Piston 1st oversize 82,07	—	—	1				2898	Clutch lever	1	1	1		
2114	2114	Piston 2nd oversize 82,22	—	—	1				97	1732	Washer B6,4 DIN 125	1	1	1	
2116	2116	Piston 3rd oversize 82,37	—	—	1				98	1690	Hexagon nut NM6 DIN 980	1	1	1	
2118	2118	Piston 4th oversize 82,52	—	—	1				99	2025	Main shaft	1	1	1	
50	523	Piston ring LD std. 67,00	1	—	—				100	2043	M.S shim	1	1	1	
	2064	Piston ring 1st oversize 67,15	1	—	—				101	3441	1st Gear pinion on mainshaft 19 teeth	1	—	—	
	2065	Piston ring 2nd oversize 67,30	1	—	—					3449	1st Gear pinion on mainshaft 17 teeth	—	1	1	
	2066	Piston ring 3rd oversize 67,45	1	—	—					102	3706	Spacer ring	1	1	1
	534	Piston ring LD std. 77,00	—	1	—					103	3435	4th Gear pinion on mainshaft 26 teeth	1	1	1
	2076	Piston ring 1st oversize 77,15	—	1	—										
	2077	Piston ring 2nd oversize 77,30	—	1	—										
	2078	Piston ring 3rd oversize 77,45	—	1	—										
	2079	Piston ring 4th oversize 77,60	—	1	—										
	2111	Piston ring LD std. 82,00	—	—	1										
	2113	Piston ring 1st oversize 82,15	—	—	1										
	2115	Piston ring 2nd oversize 82,30	—	—	1										

Pic- ture No.	Part No.	Description	MC 250 MC 400 MC 440			Pic- ture No.	Part No.	Description	MC 250 MC 400 MC 440		
			346	347	348				346	347	348
104	3434	3rd Gear pinion on mainshaft 24 teeth	1	—	—	177	1732	Shim B6,4 DIN 125	4	4	4
	3967	3rd Gear pinion on mainshaft 23 teeth	—	1	1	178	1690	Hexagon nut NM6 DIN 980	2	2	2
	3443	3rd Gear pinion on mainshaft 23 teeth	—	—	—	179	3610	Cable plug	1	1	1
105	492	Retainer ring	3	3	3	180	3576	Connector 6.3 - 1 DIN 46247	1	1	1
106	3440	2nd Gear pinion on mainshaft 21 teeth	1	—	—	181	3596	Connector housing 6.3	1	1	1
	3448	2nd Gear pinion on mainshaft 20 teeth	—	1	1	182	3595	Connector 9.5 - 6 DIN 46247	1	1	1
107	3723	Shim for 1st gear	2	2	2	183	3597	Connector housing 9.5	1	1	1
108	2039	5th Gear pinion on mainshaft 28 teeth	1	1	1	184	5396	Bosch electronic MHKZ	—	—	—
	2049	5th Gear pinion on mainshaft 29 teeth	—	—	—	185	5397	Stator	—	—	—
						186	5398	Rotor	—	—	—
109	3893	Spacer washer	5	5	5	187	5399	Electronic box	—	—	—
110	5597	Layshaft	1	1	1	188	5404	Support for electronic box	—	—	—
	5845	Layshaft	—	—	—	189	3884	Cable plug water proof	—	—	—
111	913	Needle cage K16 x 21 x 10	2	2	2	190	600	Cable plug water proof	—	—	—
112	3438	1st Gear pinion on layshaft 26 teeth	1	—	—	191	1128	Cable plug	—	—	—
	3446	1st Gear pinion on layshaft 28 teeth	—	1	1	192	589	High tension lead Ø 7DIN 72561	—	—	—
113	3442	Twin block pinion on layshaft 19/21 teeth	1	1	1	193	3308	Connector	—	—	—
	3450	Twin block pinion on layshaft 18/21 teeth	—	—	—	194	3087	Rubber cap for electronic box	—	—	—
114	3456	Shim for 2nd gear	1	1	1	195	3305	Connector female	—	—	—
115	3439	2nd Gear pinion on layshaft 23 teeth	1	—	—	196	3577	Connector housing	—	—	—
	3447	2nd Gear pinion on layshaft 24 teeth	—	1	1	197	3576	Connector female 6.3 - 1 DIN 46247	—	—	—
116	3757	Needle cage K20 x 24 x 12	1	1	1	198	5730	Cable FLK B1 DIN 72561 black	—	—	—
117	2037	Drive shaft 28 teeth	1	1	1	199	2611	Wire housing Ø 8 x 0.7 DIN 40621	—	—	—
	2048	Drive shaft 29 teeth	—	—	—	200	2610	Wire housing Ø 6 x 0.6 DIN 40621	—	—	—
118	2038	Plug	1	1	1	201	2608	Wire housing Ø 4 x 0.5 DIN 40621	—	—	—
119	339	Ball bearing 6303 C3 DIN 625	1	1	1	202	2607	Wire housing Ø 3 x 0.4 DIN 40621	X	X	X
120	513	Needle bearing HK 1612	2	2	2	203	603	Spark plug Champion N 2	1	1	1
121	514	Needle bearing BK 1616	2	2	2	204	63 55	Carburettor cpl. Bing V54-2	1	1	1
122	375	Ball bearing 6206 2RS C3 DIN 625	1	1	1	205	3002	Flange	1	1	1
123	2044	Spacer ring	1	1	1	206	3143	Carburettor manifold	1	1	1
124	3465	Sprocket 13 teeth	1	1	1	207	683	Clamp	2	2	2
	3720	Sprocket 14 teeth	—	—	—						
125	1848	Lock ring 29 x 1.5 DIN 471	1	1	1						
126	6585	Gear change lever	1	1	1						
127	556	Rubber pad	1	1	1	2461		Piston, compl. Ø 67,15 1. Oversize	1	—	—
128	1570	Hexagon screw M6 x 25 DIN 933	1	1	1	2462		Piston, compl. Ø 67,35 2. Oversize	1	—	—
129	1712	Spring washer B6 DIN 137	1	1	1	2062		Piston, compl. Ø 67,55 3. Oversize	1	—	—
130	2324	Washer 12,1 x 26,2 x 1	1	1	1	2464		Piston, compl. Ø 67,75 4. Oversize	1	—	—
131	573	Return spring	1	1	1	2465		Piston, compl. Ø 67,95 5. Oversize	1	—	—
132	6591	Gear change crank	1	1	1	2467		Piston, compl. Ø 77,14 1. Oversize	—	1	—
133	2336	Pullrod	1	1	1	2468		Piston, compl. Ø 77,34 2. Oversize	—	1	—
134	2374	Pullrod pivot arm	1	1	1	2072		Piston, compl. Ø 77,54 3. Oversize	—	1	—
135	1903	Pivot pin A8 x 20 DIN 1469	1	1	1	2470		Piston, compl. Ø 77,74 4. Oversize	—	1	—
136	1836	Securing ring 8 x 0.8 DIN 471	1	1	1	2471		Piston, compl. Ø 77,94 5. Oversize	—	1	—
137	2376	Hooked ratchet sliding arm	1	1	1	2473		Piston, compl. Ø 82,12 1. Oversize	—	—	1
138	2510	Guide plate	1	1	1	2474		Piston, compl. Ø 82,32 2. Oversize	—	—	1
139	1795	Countersunk screw 5 x 8 DIN 965	2	2	2	2118		Piston, compl. Ø 82,52 3. Oversize	—	—	1
140	2508	Hooked ratched "T"	1	1	1	2476		Piston, compl. Ø 82,72 4. Oversize	—	—	1
141	2388	Hook	1	1	1	2477		Piston, compl. Ø 82,92 5. Oversize	—	—	1
142	1667	Hexagon nut M6 DIN 934	1	1	1						
143	576	Tension spring for hooked ratchet	1	1	1	6184		LD - Ring Ø 67,20 1. Oversize	1	—	—
144	3406	Shifting plate cpl.	1	1	1	6187		LD - Ring Ø 67,40 2. Oversize	1	—	—
145	3402	Shifting segment	1	1	1	2067		LD - Ring Ø 67,60 3. Oversize	1	—	—
146	2397	Shim 10,6 x 18,2 x 1	1	1	1	6189		LD - Ring Ø 67,80 4. Oversize	1	—	—
147	2393	Guide screw	2	2	2	6191		LD - Ring Ø 68,00 5. Oversize	1	—	—
148	410	Sealing ring A14 x 18	2	2	2						
149	2395	Tension spring	1	1	1						
150	2396	Pawl pin	1	1	1						
151	2399	Gear selection fork spindle	1	1	1						
152	3414	Gear selection fork	3	3	3						
153	2586	Kickstarter spindle cpl.	1	1	1						
154	2559	Kickstarter spindle	1	1	1						
155	761	Kickstarter quadrant	1	1	1						
156	566	Return spring	1	1	1						
157	1828	Tension bush 5 x 26 DIN 1481	1	1	1						
158	1753	Shim 12,2 x 30,2 x 0.5	1	1	1						
159	3353	Internal ring	1	1	1						
160	5035	Kickstarter lever cpl.	1	1	1						
161	656	Rubber pad	1	1	1	121-1	5598	Layshaft bearing right hand			
162	5033	Kickstarter lever	1	1	1	120-1	5596	Layshaft bearing left hand			
163	3867	Compressions spring for kickstarter	1	1	1	109-1	3201	0.8 Shim			
						127	6590	Rubber pad			
164	1874	Ball Ø 7	1	1	1	205	6357	40mm flange			
165	1840	Lock washer RS	1	1	1						
166	5034	Kickstarter joint	1	1	1						
167	1570	Hexagon screw M6 x 25 DIN 933	1	1	1						
168	1704	Spring ring B6	1	1	1						
169	3598	Motoplat ignition cpl.	1	1	1						
170	3530	Rubber sleeve	1	1	1						
171	1630	Socket screw M5 x 16 DIN 912	3	3	3						
172	1731	Shim B5,3 DIN 125	3	3	3						
173	1123	Nut for generator	1	1	1						
174	1881	Woodruff key 3 x 3.7 DIN 6855	1	1	1						
175	3600	Ignition coil Motoplat	1	1	1						
176	1667	Hexagon screw M6 x 16 DIN 933	2	2	2						

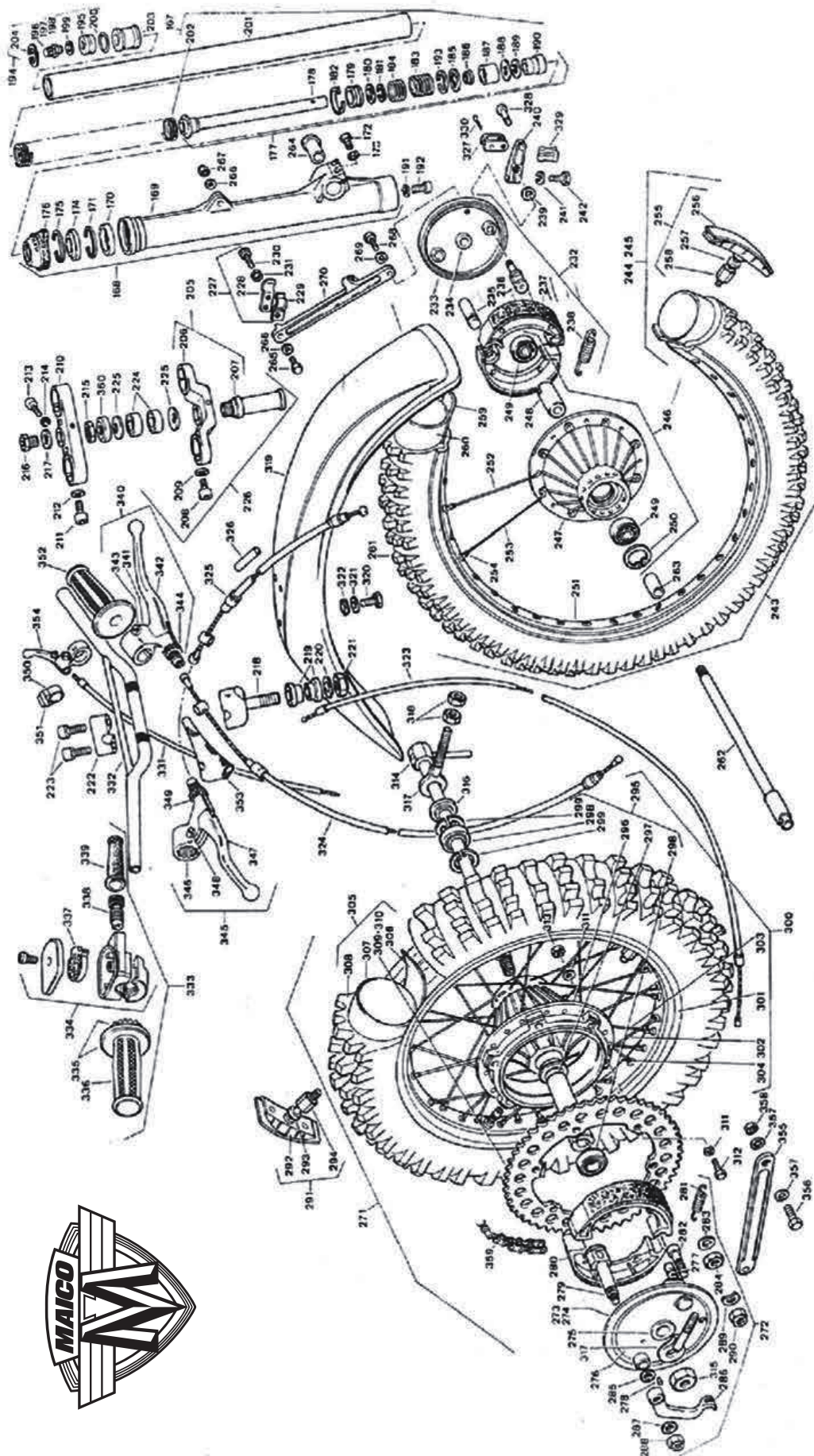
*NOTE:
Following Part Numbers have been changed

Pic- ture No.	Part No.	Description
121-1	5598	Layshaft bearing right hand
120-1	5596	Layshaft bearing left hand
109-1	3201	0.8 Shim
127	6590	Rubber pad
205	6357	40mm flange



Picture No.	Part No.	Description	Quantity Typ			Picture No.	Part No.	Description	Quantity Typ		
			MC 250 346	MC 400 347	MC 440 348				MC 250 346	MC 400 347	MC 440 348
1	8430	Frame compl	1	1	1	119	6265	Spring nut	2	2	2
2	6207	Swing arm	1	1	1	120	3084	Silencing roller	2	2	2
3	3532	Needle cage 2030	2	2	2	121	6267	Clip	2	2	2
4	1530	O-ring	4	4	4	122	6557	Cyl. head stay left	1	1	1
5	1831	Swing arm bush	2	2	2	6621		Cyl. head stay left	1	1	1
6	1832	Guide plate on swing arm	2	2	2	6558		Cyl. head stay right	1	1	1
7	1732	Washer B 6,4 DIN 125	2	2	2	6622		Cyl. head stay right	1	1	1
8	1575	Hexagon screw M 6 x 60 DIN 931	1	1	1	124	78	Hexagon nut M 6 long	2	2	2
9	1690	Hexagon nut NM 6 DIN 980	1	1	1	125	1591	Hexagon nut M 8 x 25 DIN 933	1	1	1
10	1933	Chain guide RH	1	1	1	1892		Securing nut NM 8 DIN 980	1	1	1
11	1934	Chain guide LH	1	1	1	127	127	Washer B 8,4 DIN 125	6	6	6
12	1535	Plastic guide	2	2	2	128	1592	Hexagon screw M 8 x 30 DIN 933	2	2	2
13	1536	Bush f. roller	2	2	2	129	1511	Spring ring B 8 DIN 128	2	2	2
14	1937	Roller	2	2	2	130	6254	set motor mount bolts consisting of Pos. 131, 132, 133	1	1	1
15	1550	Hexagon screw M 6 x 45 DIN 933	2	2	2	131	1610	Hexagon screw M 8 x 120 DIN 931	2	2	2
16	1510	Lock washer B 6 DIN 128	2	2	2	132	1734	Washer B 8,4 DIN 125	4	4	4
17	1500	Hexagon screw M 6 x 40 DIN 931	1	1	1	133	1700	Nut NM 8 DIN 980	2	2	2
18	1732	Washer B 6,4 DIN 125	2	2	2	134	6594	Exhaust pipe cpl.	1	1	1
19	1690	Hexagon nut NM 6 DIN 980	1	1	1	-	6518	Expansion chamber	1	1	1
20	6486	Damper compl.	2	2	2	135	6574	Expansion chamber	1	1	1
21	1942	Upper spring cup	1	1	1	-	6609	Silencer cpl.	1	1	1
22	6487	Softion spring cup	1	1	1	136	6559	Silencer housing	1	1	1
23	1944	Clamp SW 40	1	1	1	-	6616	Silencer housing	1	1	1
24	1945	Guide ring	1	1	1	137	6563	Silencer housing	1	1	1
25	6488	Spring long	1	1	1	-	6615	Silencer housing	1	1	1
26	6491	Spring short	1	1	1	138	6410	Silencer end piece cpl.	1	1	1
27	1948	Bush	2	2	2	139	6420	Exhaust packing	1	1	1
28	1840	Silenbloc	2	2	2	140	6421	Clamp for silencer	1	1	1
29	3937	Swing arm spindle	1	1	1	141	896	Asbestos cord	x	x	x
30	1718	Spring washer B 14 DIN 137	1	1	1	142	6275	Spring for exhaust	1	1	1
31	5011	Nut NM 14 x 1,5 DIN 980	1	1	1	143	6276	Sleeve for exhaust spring	1	1	1
32	1594	Hexagon screw M 8 x 40 DIN 931	2	2	2	144	1750	Washer 6,4 DIN 9021	1	1	1
33	1734	Washer B 6,4 DIN 125	8	8	8	145	1523	Cyl. head screw M 6 x 70 DIN 912	1	1	1
34	1692	Securing nut NM 8 x 35 DIN 931	4	4	4	146	1186	Silen bloc f. exhaust	1	1	1
35	1593	Hexagon screw M 8 x 35 DIN 931	2	2	2	147	1732	Washer B 8,4 DIN 125	2	2	2
36	6498	Rear fender	1	1	1	148	1690	Nut NM 6 DIN 980	2	2	2
37	1781	Countersunk screw M 5 x 12	5	5	5	149	5430	Asbestos washer	4	4	4
38	1741	Washer B 5,3 DIN 9021	5	5	5	150	1750	Washer 6,4 DIN 9021	2	2	2
39	1889	Hexagon nut NM 5 DIN 980	5	5	5	151	1510	Spring ring B 8 DIN 128	1	1	1
40	6502	Brake lever	1	1	1	152	1525	Hexagon screw M 6 x 14 DIN 933	1	1	1
41	1570	Hexagon screw M 6 x 25 DIN 933	1	1	1	153	1567	Hexagon screw M 6 x 16 DIN 933	1	1	1
42	1607	Hexagon nut M 6 DIN 934	1	1	1	154	5429	Clamp	1	1	1
43	8505	Bushing f. brake lever	1	1	1	155	5453	Bush f. exhaust mount	2	2	2
44	1917	Rear brake rod	1	1	1	156	5345	Rubber washer	2	2	2
45	1732	Washer B 6,4 DIN 125	1	1	1	157	1759	Washer 8,4 DIN 9021	1	1	1
46	1690	Hexagon nut M 6 DIN 980	1	1	1	158	1591	Hexagon screw M 8 x 25 DIN 933	1	1	1
47	406	Hose	x	x	x	159	325	Rubber cable clip	8	8	8
48	237	Clamp	1	1	1	160	6565	Rubber plug	2	2	2
49	1527	Cyl. head screw M 4 x 10 DIN 84	1	1	1	161	6253	Plastic screw	2	2	2
50	1702	Spring ring B 4 DIN 127	1	1	1	162	6864	Splash guard	1	1	1
51	1605	Hexagon nut M 4 DIN 934	1	1	1	163	1567	Hexagon screw M 6 x 16 DIN 933	2	2	2
52	238	E-clip on spring	1	1	1	164	1756	Washer 6,4 DIN 9021	2	2	2
53	1667	Hexagon nut M 6 DIN 934	1	1	1	165	1732	Washer B 6,4 DIN 125	2	2	2
54	242	Compression spring	1	1	1	166	1690	Nut NM DIN 980	2	2	2
55	1732	Washer B 6,4 DIN 125	1	1	1						
56	244	Nipple holder	1	1	1						
57	243	Wing nut	1	1	1						
58	1597	Hexagon nut M 8 x 55 DIN 931	1	1	1						
59	1743	Washer B 6,4 DIN 125	1	1	1						
60	1692	Securing nut	1	1	1						
61	6507	Tank with decal	1	1	1						
62	6512	Tank decal left	1	1	1						
63	6513	Tank decal right	1	1	1						
64	6515	Gas tap compl.	1	1	1						
65	6516	Sealing ring	1	1	1						
66	6517	Vent hose	1	1	1						
67	6508	Pet. cock	1	1	1						
68	6510	O-ring	1	1	1						
69	1525	Hexagon screw M 6 x 14 DIN 933	2	2	2						
70	3528	Rubber stop	4	4	4						
71	6511	Holding plate f. tank	1	1	1						
72	1525	Hexagon screw M 6 x 14 DIN 933	2	2	2						
73	1510	Lock washer	4	4	4						
74	406	Gas hose	1	1	1						
75	2832	Hose clip	2	2	2						
76	6526	Seat compl.	1	1	1						
77	6520	Seat base	1	1	1						
78	6526	Seat foam	1	1	1						
79	6527	Seat cover	1	1	1						
80	6521	Seat mounting hook left	1	1	1						
81	6522	Seat mounting hook right	1	1	1						
82	285	Clamp holder f. seat	1	1	1						
83	1567	Hexagon screw M 6 x 16 DIN 933	2	2	2						
84	1734	Spring washer B 6 DIN 127	2	2	2						
85	6524	Countersunk metal screw	4	4	4						
86	1587	Hexagon screw M 8 x 16 DIN 933	2	2	2						
87	1759	Washer B 8,4 DIN 9021	2	2	2						
88	1511	Spring washer	2	2	2						
89	6523	Foot peg left compl.	1	1	1						
90	6836	Foot peg right compl.	1	1	1						
91	6538	Foot peg axle	2	2	2						
92	6537	Foot peg spring right	1	1	1						
93	6538	Foot peg spring left	1	1	1						
94	6539	Control R 1 DIN 471	4	4	4						
95	6546	Air box	1	1	1						
96	6544	Air filter cage	1	1	1						
97	6545	Air filter foam	1	1	1						
98	6540	Holding wire	1	1	1						
99	1567	Hexagon screw M 6 x 16 DIN 933	5	5	5						
100	1690	Hexagon nut NM 6 DIN 980	5	5	5						
101	1732	Washer B 6,4 DIN 125	5	5	5						
102	1750	Washer B 6,4 DIN 9021	5	5	5						
103	6551	Intake Manifold	1	1	1						
104	683	Clamp Ø 40-60	1	1	1						
105	348	Clamp Ø 78	1	1	1						
106	6552	Plug f. air box	1	1	1						
107	6553	Hook	2	2	2						
108	8489	Rubber band	2	2	2						
109	5204	Sealing rubber	x	x	x						
110	6561	Side panel left	1	1	1						
111	4153	Green no plate decal	2	2	2						
-	4152	Yellow no plate decal	-	2	2						
112	6563	Side panel right	1	1	1						
113	6050	Screw M 6 x 16 DIN 2985	4	4	4						
114	1756	Washer B 5,4 DIN 9021	4	4	4						
115	2708	Rubber washer	4	4	4						
116	6565	Front no panel	1	1	1						
117	6752	No. plate decal green front	1	1	1						
-	6761	No. plate decal yellow front	-	1	1						
118	6247	Cable guide compl.	1	1	1						





Picture No.	Part No.	Description	Quantity Typ			Picture No.	Part No.	Description	Quantity Typ		
			MC 250 346	MC 400 347	MC 440 348				MC 250 346	MC 400 347	MC 440 348
167	6455	Fork leg cpl	2	2	2	298	1852	Spring ring 47 x 1.75	2	2	2
168	6438	Fork slider cpl	2	2	2	300	3876	Rear wheel	1	1	1
169	6435	Fork spring	2	2	2	301	2405	Rim	1	1	1
170	6436	Guide bush	2	2	2	302	2406	Spoke rear right	18	18	18
171	6437	Circle SB 46	2	2	2	303	2407	Spoke rear left	18	18	18
172	1571	Hexagon nut M 6 x 30 DIN 931	4	4	4	304	2408	Nipple	36	36	36
173	1510	Spring ring B 6 DIN 128	4	4	4	305	3343	Rear wheel + 56 T + tire	1	1	1
174	6429	Seal	2	2	2	306	2005	Rim strap 18"	1	1	1
175	6449	Circle SB 55 x 1,5	2	2	2	307	2015	Tube 4.50 x 16	1	1	1
176	6441	Wiper	2	2	2	308	2008	Tire 4.50 x 16	1	1	1
177	6453	Damper cpl	2	2	2	309	3227	Sprocket 56 T	1	1	1
178	6442	Damper tube	2	2	2	310	2206	Sprocket 54 T	1	1	1
179	6447	Damper piston	2	2	2	311	1713	Spring washer B 7 DIN 137	16	16	16
180	6448	Washer 23.9 x 28.2 x 0.9	2	2	2	312	3280	Hexagon screw M 7 x 40 DIN 933	6	6	6
181	6445	Retaining ring SW 24	2	2	2	313	1891	Hexagon nut NM 7 DIN 980	6	6	6
182	6450	Piston ring	2	2	2	314	3277	Rear axle cpl	1	1	1
183	6452	Stop spring salt	2	2	2	315	1709	Hexagon nut NM 16 x 1.5 DIN 980	1	1	1
184	6450	Stop spring hard	2	2	2	316	3880	Spacer ring	1	1	1
185	6453	Valve seat	2	2	2	317	6287	Chain adjuster	2	2	2
186	6454	Valve	2	2	2	318	1670	Nut M 8 DIN 934	4	4	4
187	6455	Damper insert	2	2	2	319	6493	Front fender	1	1	1
188	6456	Washer 29.9 x 36.7 x 0.2	2	2	2	320	1589	Hexagon screw M 6 x 20 DIN 933	4	4	4
189	6457	Securing ring 37 x 1,5 DIN 472	2	2	2	321	1750	Washer 6.4 DIN 9321	4	4	4
190	6450	Bush f. damper	2	2	2	322	2708	Rubber washer	4	4	4
191	6458	Seal A 16 x 15 DIN 7603	2	2	2	323	2456	Throttle cable	1	1	1
192	1658	Socket screw M 10 x 25 DIN 6912	2	2	2	324	6150	Clutch cable	1	1	1
193	6461	Circle SB 37	2	2	2	325	6530	Brake cable	2	2	2
194	6462	Fork cab cpl	2	2	2	326	2275	Nose B 8 x 0.7 DIN 40 621	2	2	2
195	6463	Fork cap	2	2	2	327	6151	Cable holder	1	1	1
196	184	Valve cpl	2	2	2	328	6152	Bolt	1	1	1
197	2185	Valve insert	2	2	2	329	6153	Cho for bolt	1	1	1
198	2187	Valve cap	2	2	2	330	1857	Split pin 3.2 x 25 DIN 94	1	1	1
199	277	Seal A 8 x 11,5 DIN 7603	2	2	2	331	315	Decompressor cable	1	1	1
200	6464	O-ring 29.74 x 3.53	2	2	2	332	6498	Handle bar, low	1	1	1
201	6466	Fork tube	2	2	2	333	6280	Throttle grip cpl	1	1	1
202	6467	Fork spring	2	2	2	334	6282	Throttle housing cpl	1	1	1
203	6468	Spacer tube	2	2	2	335	6282	Tube with grip	1	1	1
204	6457	Circlip 37 x 1,5 DIN 472	2	2	2	336	2148	Rubber grip	1	1	1
205	6469	Lower cross head cpl	1	1	1	337	6284	Cam	1	1	1
206	6470	Lower cross head	1	1	1	338	2211	Adjusting screw	1	1	1
207	6471	Steering tube	1	1	1	339	2212	Rubber cap	1	1	1
208	3270	Socket screw M 10 x 40 DIN 6912	2	2	2	340	2218	Hand clutch lever cpl	1	1	1
209	1512	Spring ring	2	2	2	341	2213	Hinge for clutch lever	1	1	1
210	6473	Upper cross head	1	1	1	342	2216	Clutch lever blade	1	1	1
211	3270	Socket screw M 10 x 40 DIN 6912	2	2	2	343	133	Lever screw	1	1	1
212	1512	Spring ring B 10 DIN 128	2	2	2	344	212	Adj. nut	1	1	1
213	1648	Socket screw M 6 x 40 DIN 912	1	1	1	345	2218	Hand brake lever cpl	1	1	1
214	1511	Spring ring B 6 DIN 128	1	1	1	346	2217	Hinge for brake lever	1	1	1
215	6474	Steering head nut	1	1	1	347	2219	hand brake lever	1	1	1
216	6475	Screw plug	1	1	1	348	133	Lever screw w. nut	1	1	1
217	6478	Washer B 23 DIN 125	1	1	1	349	212	Adj. nut	1	1	1
218	6479	Handle bar clamp low cpl	2	2	2	350	2220	Kill button	1	1	1
219	15	Rubber buffer	4	4	4	351	2221	Rubber cap	1	1	1
220	1735	Washer B 10.5 DIN 125	2	2	2	352	2512	Rubber grip	1	1	1
221	1693	Nut M 10 DIN 980	2	2	2	353	3166	Lever cover	2	2	2
222	6478	Handle bar clamp upper	2	2	2	354	148	Lever f. decompressor cpl	2	2	2
223	1625	Socket screw M 6 x 25 DIN 6912	4	4	4	355	1978	Rear brake plate	1	1	1
224	3274	Tapered roller bearing	2	2	2	356	1561	Hexagon screw M 6 x 25 DIN 933	1	1	1
225	3296	Neo-Ring	2	2	2	357	1724	Washer B 8.4 DIN 125	2	2	2
226	6472	Fork cpl	1	1	1	358	1692	Nut NM 8 DIN 980	1	1	1
227	6257	Cable holder cpl	1	1	1	359	2281	Chain	1	1	1
228	6258	Cable clamp	1	1	1	360	6480	Cover tray	1	1	1
229	6259	Cable clamp	1	1	1	361	6532	Sticker MC 250	1	1	1
230	1565	Hexagon screw M 6 x 12 DIN 933	1	1	1	-	6601	Sticker MC 400	1	1	1
231	1510	Spring ring B 6 DIN 128	1	1	1	-	6622	Sticker MC 440	1	1	1
232	6144	Front brake plate cpl	1	1	1	-	-	-	-	-	-

MC 250 346
MC 400 347
MC 440 348

*NOTE:
Following Part Numbers have been changed

Pic- ture No.	Part No.	Description
296	3275	Rear hub
297	3276	Spacer tube compl
316	3196	Spacer ring

**NOTE:
Following Part Numbers have been changed as of Frame No.

250 M1	346 1360
400-450 M1	347 2082

Pic- ture	Part	Description
185	6426	Valve insert
187	6427	Damper insert
193	6428	Circlip
194	6429	Fork CPL
201	2433	Fork tube

Printed in Germany

